


# SPOTNAILS

DIVISION OF PEACE INDUSTRIES, LTD.



## Wood Flooring Tool - FS4825W2

### *For Use With:*

3/8", 1/2" or 9/16" tongue and groove flooring.

### *Fastener:*

Use only **4811PN** 1 3/8" 18 gauge nylon coated staples for superior hold.

### *Tool Inspection:*

Make sure the stapler attachment has no rough edges where the tool sets on the wood plank. This may cause damage to the wood flooring. Make sure the safety does not bind.

### *Tool Set Up:*

Two adapters are included with the tool. 3/8" stapler attachment and a 1/2" / 9/16" stapler attachment (adjustment screws allow for proper settings).

### *Warning:*


This tool may not work with all wood floor manufacturers' products - wood thickness, tongue placement, and tongue length may vary. Consult flooring manufacturer for allowable installation options.

### *Operation:*


Set compressor approximately 80 PSI. Test staple placement with scrap flooring. Make sure staple is flush with the corner of the tongue. Staple every 5" to 8". Consult wood floor company for proper installation instructions.



Correct



Too Low



Too high

# SPOTNAILS

1100 Hicks Rd.

Rolling Meadows, IL 60008

1-800-873-2220 FAX (888) 1769-2583